

QUALITY MANAGEMENT SYSTEM (QMS)-DASHBOARD

HEDCOM SUBCOMMITTEE MEETING

DATE: 24 AUGUST 2022

VENUE: MS TEAMS



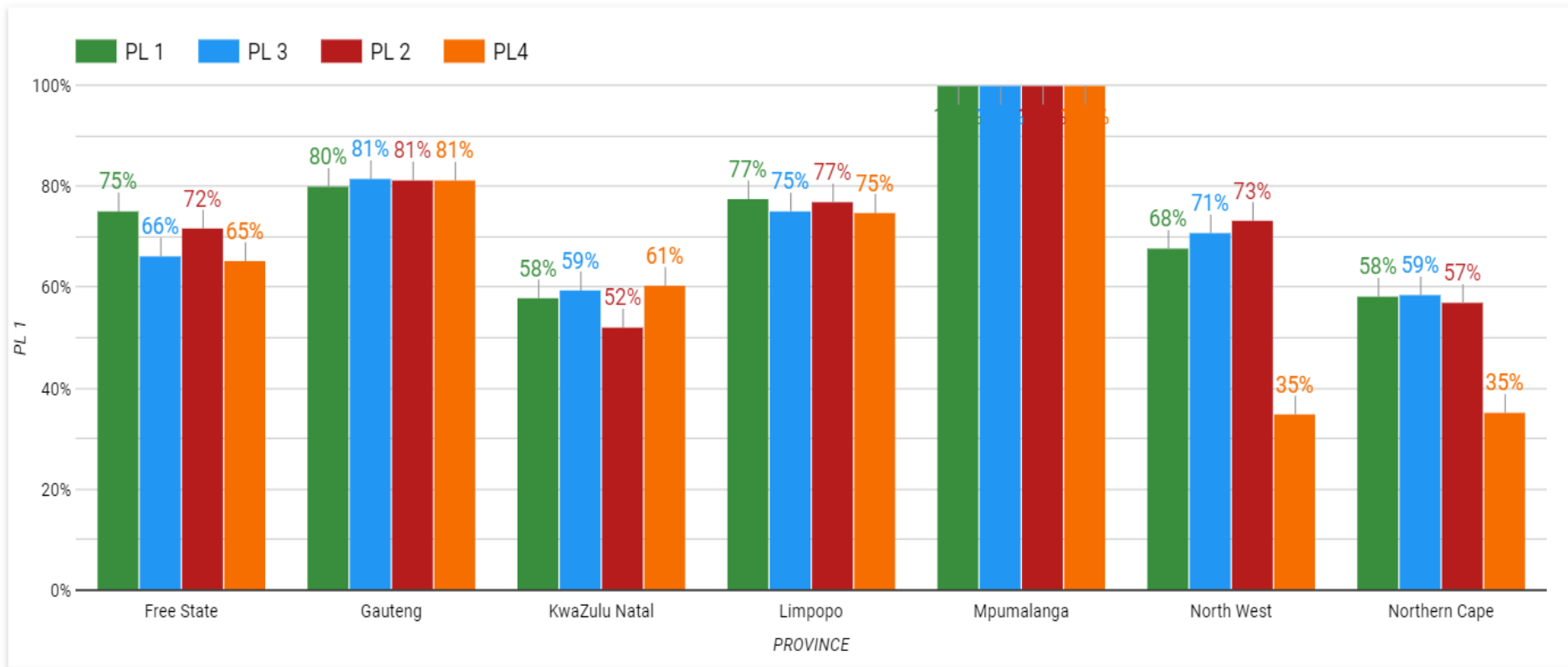
QUALITY MANAGEMENT SYSTEM (QMS)

- Quality Management System (QMS) is informed by ELRC Collective Agreement 2 of 2020.
- Full Implementation of the QMS for all post levels commenced as at January 2022.
- The QMS Requires
 - All SMTs to annually develop workplans
 - Supervisors to undertake mid-year appraisals
 - Supervisors to undertake annual appraisals
- Data received from PEDs was used to develop a dashboard to track implementation

QMS WOKPLANS AND MID-YEAR APPRAISAL DASHBOARD LINKS

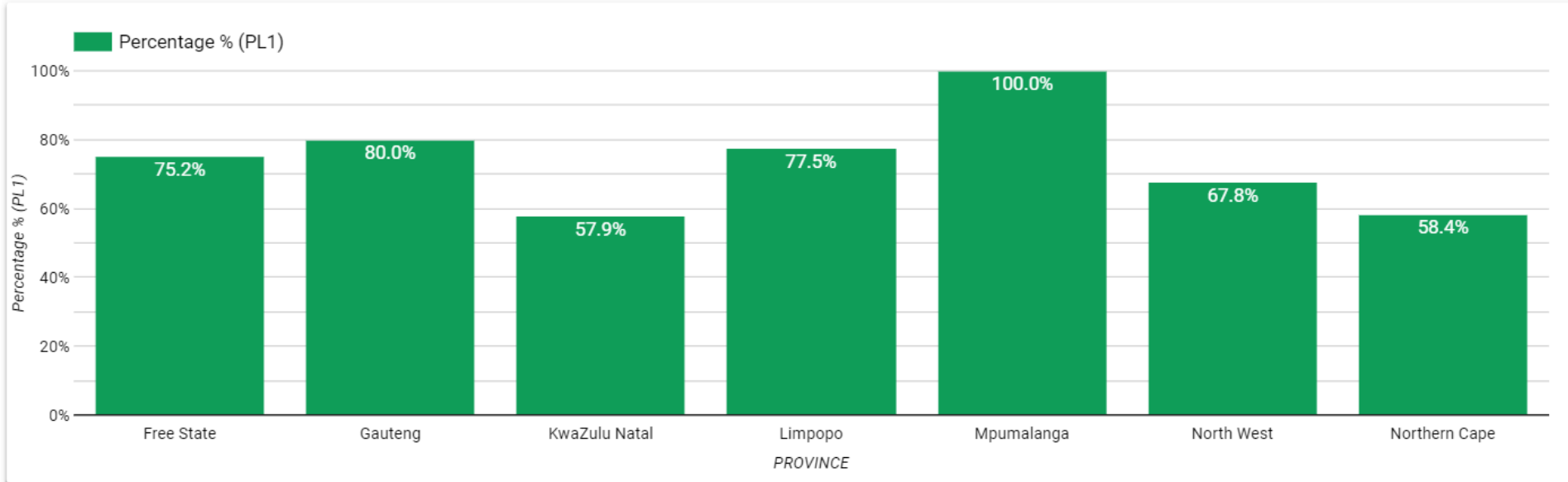
- Mid-Year Appraisal Link :
<https://datastudio.google.com/reporting/25b50914-2bda-426c-801a-7356801c3362>
- Work Plan Link:
<https://datastudio.google.com/reporting/ca48eb02-60df-45bc-80e0-1dff0fa67ac6>

MID-YEAR APPRAISAL

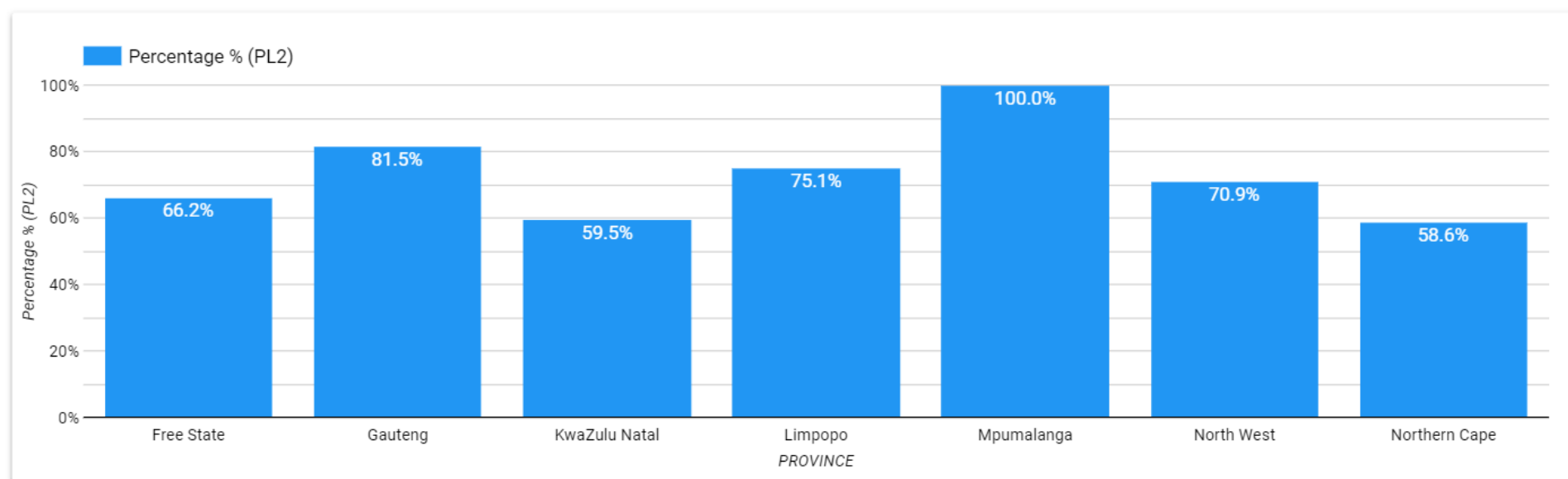


PROVINCE	PL1	PL3	PL3	PL 4
1. Free State	75.2%	66.2%	71.8%	65.21%
2. Gauteng	80.0%	81.5%	81.1%	81.28%
3. KwaZulu Natal	57.9%	59.5%	52.2%	60.55%
4. Limpopo	77.5%	75.1%	76.9%	74.83%
5. Mpumalanga	100.0%	100.0%	100.0%	100%
6. North West	67.8%	70.9%	73.3%	34.93%
7. Northern Cape	58.4%	58.6%	56.9%	35.24%

Mid-Year Appraisal - PL1

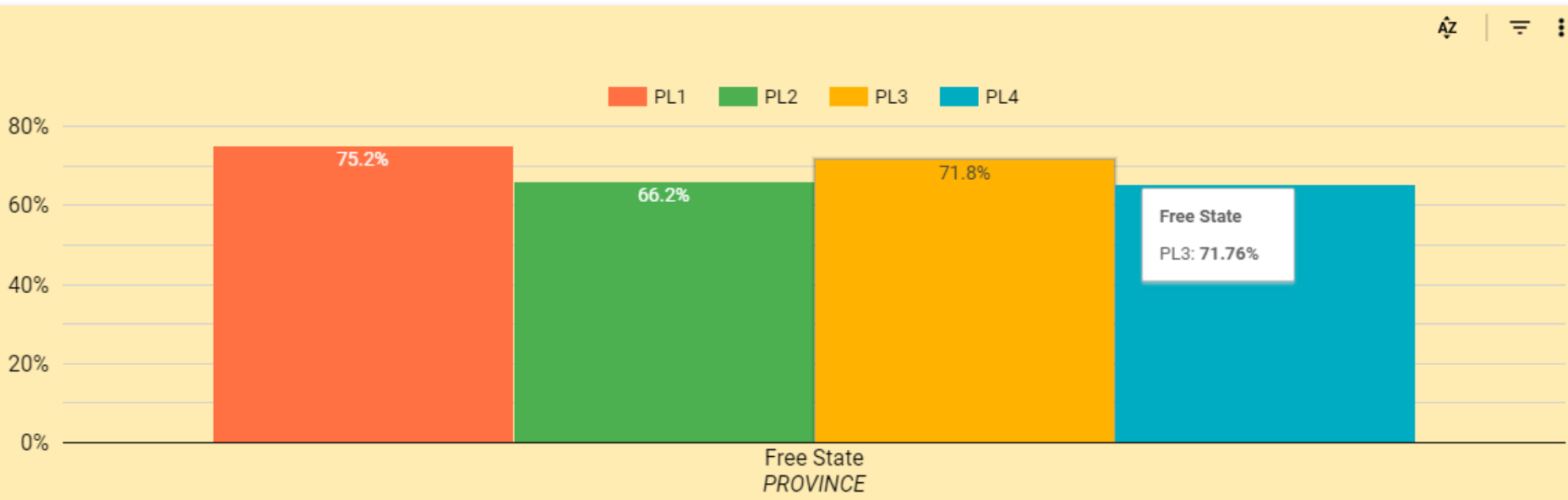


Mid-Year Appraisal - PL2



PROVINCIAL MID-YEAR APPRAISAL

[← National Report](#) [Next Page](#)



DISTRICT ▾	PL1	PL2	PL3	PL4
1. Xhariep	36.3%	65.6%	64.3%	53.8%
2. Thabo Mofutsanyana	31.1%	8.9%	12.2%	9.8%
3. Motheo	95.0%	82.9%	90.8%	94.6%
4. Lejweleputswa	95.6%	95.8%	95.5%	96.0%
5. Fezile Dabi	97.6%	100.0%	101.2%	95.5%

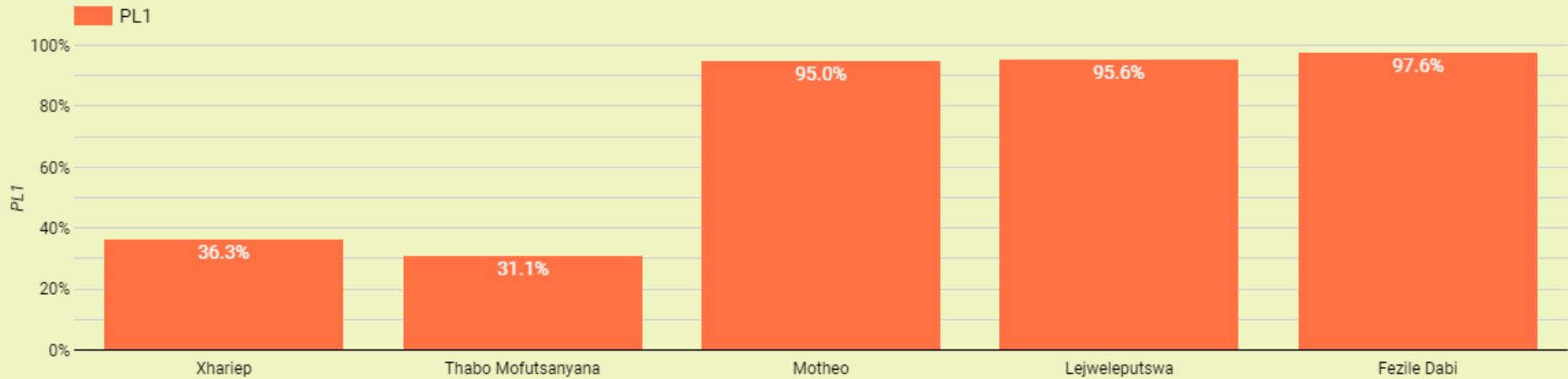

Mid-Year Appraisal - PL1

PROVINCE: Free State

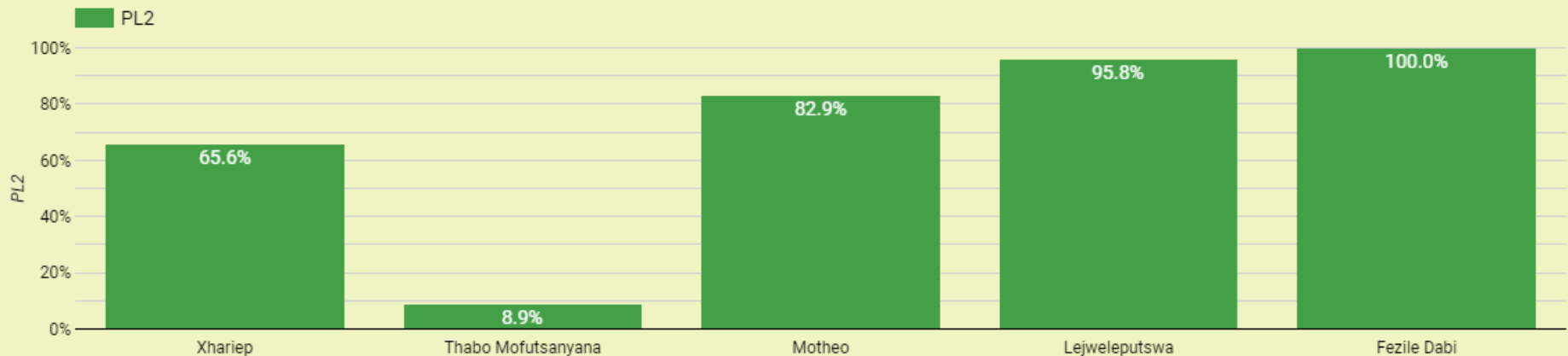

(1) ▾

[Previous Page](#)

[Next Page](#)



Mid-Year Appraisal - PL2



Every child is a National Asset

Thank you!

www.education.gov.za

facebook: DBE SA

twitter: @DBE_SA

callcentre@dbe.gov.za

callcentre: 0800 202 933